



NEW!

WATER **PROTEC** **7**

P R O F E S S I O N A L



PROFESSIONAL **WATERPROOFING**

**WATERPROOFING PROTECTION
FROM ROOF TO BASEMENT**

TEC7: TOP QUALITY EVERY TIME!

Tec7 is synonymous with quality and innovation, and like all other Tec7 products, the new WP7 Waterprotec7 range are 100% professional products that are effective with long-lasting results. The WP7 Waterprotec7 range is ideal for use by both professionals and Diy users and is suitable for use on hundreds of applications where safety and ease of use are crucial.

Tec7 Waterprotec7 is a small range of 7 products that offers you a high quality simple solution for waterproofing and protecting all domestic, industrial and commercial dampness related applications.



PROFESSIONAL WATERPROOFING

WATERPROOFING PROTECTION
FROM ROOF TO BASEMENT

INDEX

STEP-BY-STEP GUIDE	4
--------------------	---



ROOF

6

WP7-101 - LIQUASEAL LIQUID MS POLYMER ROOF SEALER	8
WP7-201 - SPRAY & SEAL RUBBER BASED INSTANT WATERPROOF	10
WP7-202 - ROOF TAPE PERMANENT REPAIR & PROTECTION TAPE	12
WP7-301 - ROOF WATERPROOF ROOF REPAIR PASTE	14



BASEMENT & WALL

16

WP7-401 - FACADE WATERPROOF INVISIBLE PROTECTION & SEALING OF EXTERIOR WALLS	18
WP7-402 - DAMP STOP RISING DAMP BARRIER	20
WP7-501 - WALL + BASEMENT WATERPROOF	22
WALL SALTS, A NEGLECTED PROBLEM	24
WATERPROTEC7 GUIDE	26



6 STEPS TO A WATERPROOF SOLUTION

STEP

1

Identify the problem

A leak is often not where you think it is. A wet spot in your wall can be rising damp, but also pouring rain. Read the tips in this guide, or follow the step-by-step guide at www.tec7.ie/waterprotec7-guide.

STEP

2

Can I solve it myself?

A problem is often simple whether a small leak or slightly damp basement walls. But it may also conceal an underlying cause. Don't take any chances if you think an application is beyond your ability. When in doubt, ask a professional for advice ... Safety first

STEP

3

Read the manual!

Always read the information on the packaging. Need more info? You can find the technical data sheet with the complete manual at www.tec7.ie



STEP

4

Is everything ready?

Good preparation is half the battle. Make it easy for yourself and make sure you have all materials and tools at hand. Follow the cleaning and preparation instructions.

STEP

5

Perfect execution

Have you read the manual? Then you know exactly what to do. Pay close attention to minimum and maximum processing times and temperatures.

STEP

6

Finishing & tidying up

Ready? Don't forget to wipe up any spilled products. Clean the materials according to the instructions in the technical data sheet.

Now stand back and admire your work!
Congratulations!

WATERPROTEC7 ROOF

Roofs, over long periods of time, are exposed to wind and weather, high and low temperatures and especially the effects of destructive UV radiation. This means that roofing and EPDM can become dull and brittle over time, tapes and sealants can become detached fall off and leaks can occur. To help resolve your issue, we have created this easy to follow chart to help you to pick the right product for your application.

ROOF



**WATER
PROTEC** 7
PROFESSIONAL



WP7-101

LIQUASEAL
UNIVERSAL ROOF SEALING

LIQUID MS POLYMER SEALER
SUITABLE FOR
ALL ROOF MATERIALS

APPLICATIONS

Leaking in EPDM	■ ■ ■ ■ ■ ■	
Leaking in flat roofing systems, asphalt	■ ■ ■ ■ ■	
Finishing details in epdm, zinc, slates, tiles	■ ■ ■ ■ ■ ■	
Emergency repair - dry surface	■ ■ ■ ■ ■ ■	
Emergency repair - wet surface	■ ■ ■ ■ ■	
Emergency repair in sub zero temperatures	■ ■ ■ ■ ■	
Protecting metal against corrosion	■ ■ ■ ■ ■	
Protecting metal against stone chips, scratches	■ ■ ■ ■ ■	
Repairing blistering in flat roofing system, asphalt	■ ■ ■ ■ ■	
Renovation of small roofs in EPDM, wood, etc.	■ ■ ■ ■ ■ ■	
Renovation of small roofs in flat roofing system, asphalt	■ ■ ■ ■ ■	
Connecting joints to eaves, chimneys	■ ■ ■ ■ ■ ■	
Waterproofing foundations below ground	■ ■ ■ ■ ■	
Walkable top layer when cured	■ ■ ■ ■ ■ ■	
Sealing aluminium and wooden profiles	■ ■ ■ ■ ■	
Replacing lead flashings	■ ■ ■ ■ ■	
Sealing large holes in drain pipes	■ ■ ■ ■ ■	
Waterproofing ridges	■ ■ ■ ■ ■	

* Can be walked on if WP7-301 is finished with slate chippings

Used correctly, WP7 roof products are fully resistant to damage from temperature, water and UV. In addition, they are easy to use and you can almost always be sure of good results!



	WP7-201 SPRAY & SEAL RUBBER BASED SEALER INSTANT WATERPROOFING AND PROTECTION COATING	WP7-202 ROOF TAPE PERMANENT REPAIR & PROTECTION TAPE	WP7-301 ROOF WATERPROOF FIBRE-REINFORCED PASTE FOR PERMANENT REPAIR ON ROOFING
	■ ■ ■ □ □	■ ■ ■ □ □	■ □ □ □ □
	■ ■ ■ □ □	■ ■ ■ □ □	■ ■ ■ ■ ■
	■ ■ □ □ □	■ ■ ■ ■ □	■ ■ □ □ □
	■ ■ ■ ■ ■	■ ■ ■ ■ □	■ ■ ■ ■ ■
	■ □ □ □ □	■ □ □ □ □	■ ■ ■ ■ ■
	■ □ □ □ □	■ □ □ □ □	■ ■ ■ ■ ■
	■ ■ ■ ■ ■	■ ■ ■ □ □	■ ■ □ □ □
	■ ■ ■ ■ ■	■ ■ ■ ■ ■	■ □ □ □ □
	■ ■ ■ □ □	■ □ □ □ □	■ ■ ■ ■ ■
	■ □ □ □ □	■ □ □ □ □	■ □ □ □ □
	■ □ □ □ □	■ □ □ □ □	■ ■ ■ ■ ■
	■ ■ ■ □ □	■ ■ ■ □ □	■ ■ ■ □ □
	■ □ □ □ □	■ □ □ □ □	■ ■ ■ ■ ■
	■ ■ □ □ □	■ ■ ■ □ □	■ □ □ □ □ / ■ ■ ■ □ □ *
	■ ■ □ □ □	■ ■ ■ ■ ■	■ □ □ □ □
	■ □ □ □ □	■ ■ ■ ■ ■	■ □ □ □ □
	■ □ □ □ □	■ ■ ■ ■ ■	■ □ □ □ □
	■ □ □ □ □	■ ■ ■ ■ ■	■ ■ □ □ □

WP7-101

LIQUASEAL

LIQUID MS POLYMER SEALER

**Suitable for use on
(almost) all roof materials**



Available packages

- Cartridge 310ml
- Can 750ml
- 4LTub

THE MS POLYMER ALL-ROUNDER

MS polymers (such as Tec7) combine excellent adhesion with high flexibility and good resistance to UV radiation and weathering. **WP7-101 LIQUASEAL** is a liquid based MS Polymer sealer with these characteristics that also has a unique feature in that it retains its high quality from a layer of just 1mm compared to the industry standard 2mm which makes it ideal for use with most high-quality roof materials.

QUALITIES

- ✓ Completely watertight and UV stable from a layer of just 1 millimetre
- ✓ Works quickly: only one coat needed
- ✓ Suitable for horizontal and vertical applications
- ✓ Good adhesion to EPDM, zinc, tiles and other roof materials
- ✓ Permanently flexible and is suitable for walking on once cured
- ✓ Rainproof within 2 hours
- ✓ Free of harmful solvents or toxic substances

APPLICATIONS

- Waterproofing roof details, edges and sides
- Liquid membrane for general waterproofing
- Sealing ducting & roof connections etc.
- Renovation of roof elements and small flat roofs
- Finishing roof edges and chimneys
- Sealing corroded copper, lead and zinc flashings
- Waterproofing concrete foundations

PRO TIP



Always work on a clean surface.
Always degrease EPDM by using
Tec7 Multiclean.

Reinforce corners, cracks and
transitions between materials with
Fiberglass tape.

We recommend **WP7-301 ROOF
WATERPROOFING** for use on
bitumen and asphalt roofs!
Why? Because it is made up of
similar raw materials!

WP7-201

SPRAY & SEAL **RUBBER BASED SEALER**

Instant and easy to
use waterproofing
and protection coating



Available packages

- Aerosol 500ml

SUPER-HANDY SYNTHETIC RESIN AND RUBBER-BASED SPRAY COATING

1 product, 1001 applications. WP7-201 Spray & Seal seals leaks, waterproofs and also protects against rust, scratches & moisture. Clean the surface, shake, spray and you're done. WP7-201 Spray & Seal belongs in every home's toolbox!

QUALITIES

- ✓ Forms an elastic waterproof coating
- ✓ For domestic, industrial (both indoor & outdoor) and automotive use
- ✓ Reduces noise and protects against vibrations, stone chips etc.
- ✓ Can be painted over after 90 minutes
- ✓ Good adhesion
- ✓ Sandable and paintable
- ✓ Can be used indoors and outdoors



APPLICATIONS

- Temporary emergency repair of minor leaks
- Sealing leaky gutters
- Sealing screw and drill holes
- Anti-corrosion coating of metal components
- Protects car parts against stone chips
- Sealing roof screws in corrugated sheeting
- Protecting and waterproofing caravans, mobile homes, trailer parts, etc.
- Protecting boats & parts against splashing (sea) water



PRO TIP

A few thin layers give a better result
than one thick layer

Make sure the surface
is perfectly dry and
free of grease

Use WP7-101 LIQUASEAL or
WP7-301 ROOF WATERPROOF
for permanent roof repairs

WP7-202

ROOF TAPE

PERMANENT REPAIR & PROTECTION TAPE



Available packages

- 50mm x 10m • 100mm x 10m • 150mm x 10m

A ROOF TAPE LIKE NO OTHER

Applying WP7-202 ROOF TAPE renders the object immediately and permanently waterproof. The tape is super strong, tear-free, heat-resistant and completely UV-stable. Sticks on everything and protects against rain, snow, heat and friction. A top Tec7 product!


QUALITIES

- ✓ Very good permanent adhesion to almost all materials
- ✓ Immediately and permanently waterproof and windproof
- ✓ High temperature resistance, does not sag
- ✓ Easy to shape
- ✓ Paintable
- ✓ Tear-resistant



APPLICATIONS

- Sealing seams in gutters
- Ridge sealing on greenhouses, conservatories, verandas and canopies
- Sealing holes in waste pipes
- Airtight connection of ventilation ducts
- Waterproofing connection joints on domes, chimneys
- Finishing sharp edges in metal and wooden structures
- Emergency repair of cracks in boats, campers, caravans



Apply to
dry surface!



WP7-301

ROOF WATERPROOF

ROOF REPAIR PASTE

**Fibre-reinforced for permanent
repair on roofing**



Available packages

- Cartridge 310ml
- TUB 4.4L

RUBBER AND FIBRE-REINFORCED REPAIR PASTE FOR ROOFING AND ASPHALT ROOFS

Roofing, asphalt, bitumen remains the most widely used material for flat roofs. With WP7-301 ROOF WATERPROOF you can repair blisters and cracks, renew old roofs and seal all leaks easily and efficiently. Also perfect as an emergency repair on all materials, even if it is raining.

QUALITIES

- ✓ Suitable for use on wet and dry surfaces
- ✓ Immediately waterproof and rain resistant
- ✓ Can be used from -15°C to + 40°C
- ✓ Ready to use: simply apply with a brush or spatula
- ✓ Adheres to all materials
- ✓ Compatible with all types of bituminous materials

APPLICATIONS

- Seals leaks in flat roofing systems, gutters and drains.
- Repair of blisters and cracks
- Sealing ducting and chimneys
- Sealing foundations (EN 15814 certified)
- Waterproofing roof connection joints, eaves, roof domes, etc.
- Finishing details on flat roofing systems without burning



PRO TIP

This product always remains a bit tacky. You can finish WP7-301 ROOF WATERPROOF with chippings for extra protection and to create a surface for walking on if required. WP7-301 ROOF WATERPROOF is suitable as a quick emergency repair paste for leaks on all types of roofs, on all types of materials and in all weather conditions, even when raining or freezing temperatures.





BASEMENT & WALL

DAMP WALLS CAN BE A VERY TRICKY PROBLEM

Firstly, because they cause major inconveniences: peeling paint, crumbling plaster, mould, musty odour, etc. but also because they are difficult to treat. The WP7 range from Tec7 provides new, innovative and simple solutions to old moisture problems. With new technologies and products that can be used by both the true professional and DIY users.

APPLICATIONS

Waterproofing of Facade's	
Stop driving rain penetration	
Prevent efflorescence on the facade	
Prevent moss and green deposits	
Facade treatment after cleaning	
Waterproofing treatment on brick slips	
Post-treatment after cavity insulation	
Tackle's rising damp	
Prevent's salt deposits from groundwater	
Sealing damp basement walls	
Salt-resistant layer for rising damp	
Finishing wet, old walls	
Waterproofing wells, ponds	
Waterproofing rainwater harvesting tanks	

WALL SALTS AND SALTPETER

The major problem is often not only the penetrating or rising damp but, rather, also the dissolved salts that this entails. These cause efflorescence and the formation of saltpeter, as well as greater damage. Read more about this on page 24.

LOCATE THE PROBLEM!

Driving rain penetration or rising damp? Don't be fooled, as it can be difficult to determine the true nature of a damp problem. So follow the step-by-step guide at www.tec7.ie wall salts to find out exactly where the problem lies and what the best solution is.

WP7-401

FACADE WATERPROOFING

INVISIBLE PROTECTION AND SEALING
OF EXTERIOR WALLS.
PROTECTS AGAINST EFFLORESCENCE, WET
STAINS AND RAIN PENETRATION



WP7-402

DAMP STOP

RISING DAMP BARRIER
INNOVATIVE INJECTION GEL WITH 100%
RESULT AGAINST RISING DAMP



WP7-501

WALL + BASEMENT WATERPROOF

THE ONLY EFFECTIVE SOLUTION FOR
THE MOST DIFFICULT OF WET BASEMENT
WALLS AND FLOORS



WP7-401

FACADE WATERPROOF

**Invisible protection and sealing
of exterior walls**



Available packages

- Bucket 5L

THE QUICK, EFFECTIVE AND SIMPLE SOLUTION FOR WET FACADES

Apply and let it penetrate and you're done! it's that simple. The lifelong solution for heavy rain, wet spots, efflorescence and moss formation. In addition, the insulation value of a dry facade is many times higher, which saves you a lot of heating costs.

QUALITIES

- ✓ Virtually invisible
- ✓ Easily workable waterproofing facade cream
- ✓ > 25 years of protection against driving rain
- ✓ Impregnates more than 5 mm
- ✓ 100% waterproof & vapour-permeable
- ✓ Does not stain glass or window & door frames

25
YEARS OF
PROTECTION

UP TO
40m²

APPLICATIONS

- Prevents rain penetration and wet interior walls
- Prevents moss and algae deposits
- For the treatment of facades after cavity insulation
- For the treatment of brick slips
- Significantly reduces the risk of efflorescence
- Helps protect surfaces against dirt/stains and makes them easy to clean

A close-up photograph showing a person's hand using a brush to apply a white, creamy substance (WaterProtec Professional) to a red brick wall. The brush has a wooden handle and a metal ferrule. The wall is made of red bricks with visible mortar joints. The application is being done in a horizontal stroke, creating a white line across the mortar joint.

PRO TIP

Always read the full technical data sheet at www.tec7.ie for complete instructions.

Treated walls cannot be painted over

Not suitable for walls that have already been treated or painted.

WP7-402

DAMP STOP

RISING DAMP BARRIER

**WATER REPELLENT WALL
INJECTION GEL**



Available packages

- 3x 550ml

RISING DAMP IS COMMON AND CAUSES MANY PROBLEMS

Until now! Introducing WP7-402 DAMP STOP, the easy to use, effective, permanent and 100% safe solution for rising groundwater. Applied by drilling, injecting and filling holes, the WP7-402 paste spreads evenly through the pores of the bricks, stone and masonry, forming a lifelong water-repellent barrier.

QUALITIES

- ✓ For all types of walls: brick, natural stone, hollow bricks, etc.
- ✓ Wall thickness up to 40 cm (Apply both inside & outside on walls more than 40cm)
- ✓ Also for severely damp walls (up to 95% moisture content)
- ✓ BBRI triple A + inspection: always 100% effective!
- ✓ Simple application
- ✓ Safe, solvent-free and odourless product

APPLICATIONS

- Invisible barrier to rising damp
- Stops salt deposits from groundwater



PRO TIP

Are you going to renovate? This is always your very first job!

After injecting, it is best to remove the plaster affected and give the wall time to dry out.

Always read the full technical data sheet at www.tec7.ie for complete instructions.

WP7-501

WALL + BASEMENT WATERPROOF

**The only effective solution for the most
difficult of wet basement walls and floors**



Available packages

- 10kg powder + 1L primer

WET BASEMENT WALLS?

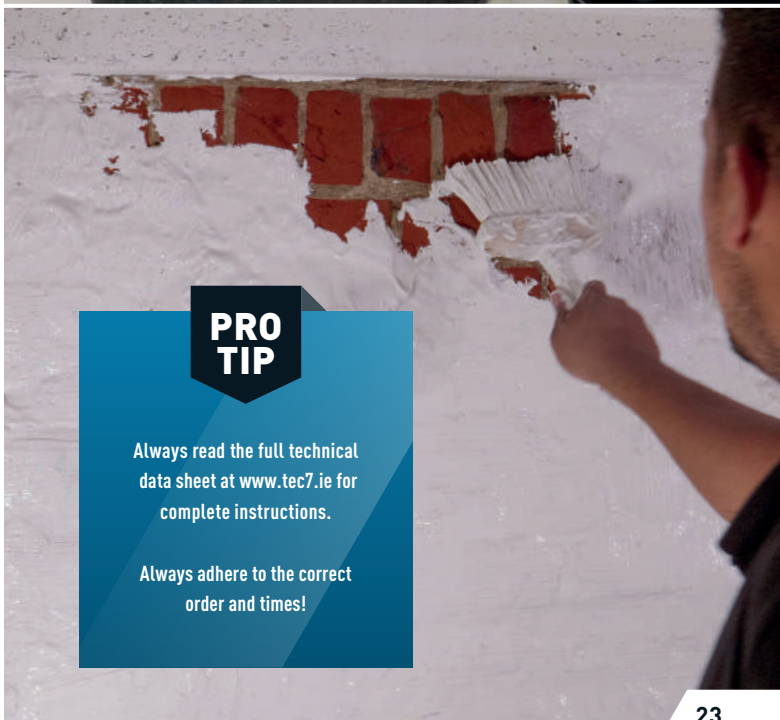
Have you already tried different solutions, but nothing works? Tec7 has the remedy. WP7-501 Wall + Basement is an extremely strong polymer and cement-based basement coating that is Hard yet flexible, with perfect adhesion.

QUALITIES

- ✓ Durable polymer cement coating
- ✓ 100% waterproof from a 2 mm layer
- ✓ Resistant to 10 m water pressure
- ✓ Odourless: free from solvents and toxic chemicals
- ✓ Resistant to permanent immersion
- ✓ Can be painted over and plastered

APPLICATIONS

- Sealing damp basement walls
- Waterproofing basement floors and terraces
- Sealing and finishing old walls
- Waterproof coating for wells, reservoirs, ponds



PRO TIP

Always read the full technical data sheet at www.tec7.ie for complete instructions.

Always adhere to the correct order and times!


WALL SALTS, A NEGLECTED PROBLEM

The presence of wall salts and their harmful effects must always be taken into account in the treatment and after-care of damp in walls and basements.

The best known salt is common table salt or sodium chloride. However, there are a dozen of other salts that play a role here, mainly chlorides, sulphates and nitrates. These salts dissolve in groundwater or rainwater and end up in the walls.

When that water evaporates, these salts will crystallize. This produces a yellow, white or pink efflorescence on the surface, in the form of a powder, hair-shaped crystals or granular structures. It is also popularly known as saltpeter, from the Greek “sal” (salt) and “petra” (stone). This is usually harmless, but it is best to wear a dust mask when brushing it off.

**“ IF THESE SALTS CRYSTALLIZE INSIDE THE
FACADE, THEY CAN CAUSE DAMAGE. ”**





“ THE WP7 PRODUCTS ENSURE THAT SALTS ARE RENDERED HARMLESS BY SHIELDING THEM FROM MOISTURE OR BY SIGNIFICANTLY SLOWING DOWN THE CRYSTALLIZATION PROCESS. ”



If these salts crystallize inside the facade, they can cause damage. Crystals take up a relatively large amount of space, and the crystallization pressure can cause the surface of the stone to be dislodged or pulverized. This is a common problem ...

Some salts do not crystallize, but have a tendency to attract humidity. That is why we often put a few grains of rice in a salt shaker. We call these hygroscopic salts. They cause large wet stains in walls, even when the weather is dry.

The WP7 products ensure that salts are rendered harmless by shielding them from moisture or by significantly slowing down the crystallization process. It is very important to strictly follow the instructions for use.



ONLINE TO A WATERPROOF SOLUTION

IDENTIFY THE PROBLEM

A leak is often not where you think it is. A wet spot in your wall can be rising damp, also be pouring rain.

Therefore, follow the online step-by-step guide at www.tec7.ie and discover the right solution for your moisture problem.



NOTES



**DO YOU STILL HAVE QUESTIONS
ABOUT OUR ADHESIVES?**



**THEN CALL +353 (0)1 6292963
OR
EMAIL: INFO@CONTECHBUILDINGS.IE**



Contech Building Products

Unit F12 Maynooth Business Campus, Maynooth,
Co. Kildare, Ireland. W23 R1H2

P +353 (0) 1 6292963 F +353 (0) 1 6292023

E info@contechbuildings.ie

Tec7 is a registered trademark of Novatech International